


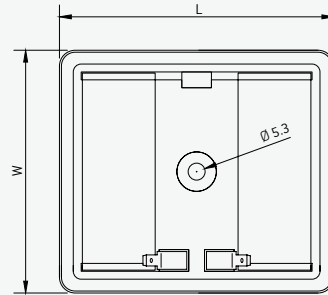
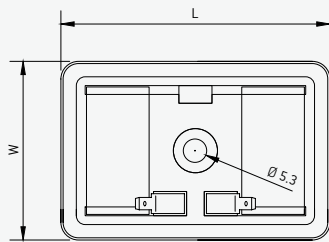
POWER RESISTORS PLR 100, 180, 200, 300, 900



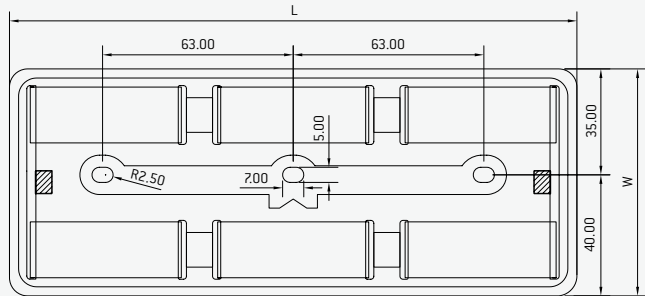
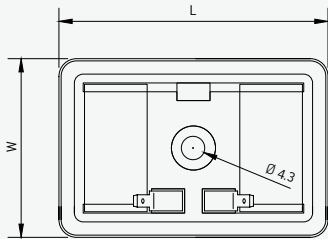
The space-saving design of power resistors made using thick-film technology on steel substrates makes it possible to achieve high capacity, even in the narrowest spaces. Special features including extremely low inductance and high resistance values open new perspectives in power electronics. Variable resistance values, in addition to standard dimensions, freely selectable geometries upon request, as well as universal connection variants, optimally round out the product family of Metallux power resistors.



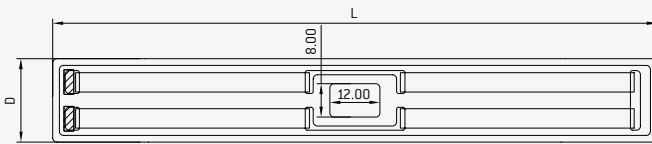
Standard types:



Optional types:



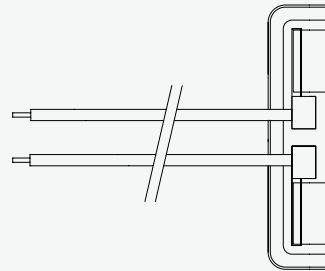
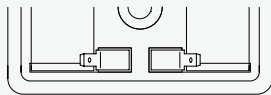
PLR 900.188.75



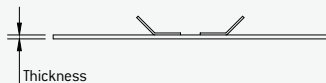
PLR 180.145.20

- Low inductive
- Space-saving
- High-performance

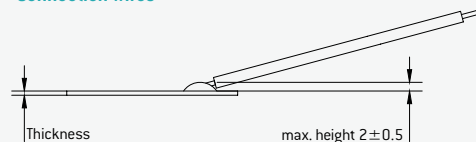
Connection variants:



Plug-in terminals



Connection wires



GENERAL TECHNICAL SPECIFICATIONS	
Resistance values, standard	[E12] 10 Ω, 22 Ω, 47 Ω, 68 Ω, 100 Ω, 220 Ω, 470 Ω, 680 Ω*
Tolerance	≥ ± 10 %*
Temperature coefficient	150 ppm/°C
Max. operational voltage	1,000 VDC
Dielectric strength of the insulation	2.5 KVDC, 60 sec. at 50 Hz
Stability (max. ΔR/R)	± 20 %
Inductance	< 6 μH
Temperature range (operation / storage)	-50° C – +200° C / -40° C – +105° C
Tightening torque (fastening screws)	3 Nm
Cover*	Glass
Protection rating	IP00
Connection type	Wires, solder lug, plug-in terminals

Depending on ambient conditions, the characteristics of resistors can change.
We recommend a suitability test under operational conditions.

* Other values upon request.

TYPES				
	Nominal power	Resistance values [Ω]	Attachment	Weight [g]
Standard types				
100.61.41	100	5 – 500	M5	20
200.70.51	200	5 – 500	M5	28
300.70.61	300	5 – 500	M5	34
Optional types				
100.55.43	100	5 – 500	M4	19
180.145.20	200	5 – 500	without	23
900.188.75	900	5 – 500	3 x M5	110

DIMENSIONS				
	Length	Width	Thickness	Unit
Standard types				
100.61.41	61.0 (2.40)	41.0 (1.61)	1.0 (0.04)	mm (inches)
200.70.51	69.5 (2.74)	51.5 (2.03)	1.0 (0.04)	mm (inches)
300.70.61	69.5 (2.74)	61.0 (2.40)	1.0 (0.04)	mm (inches)
Optional types				
100.55.43	55.0 (2.17)	43.0 (1.69)	1.0 (0.04)	mm (inches)
180.145.20	145.0 (5.71)	20.0 (0.79)	1.0 (0.04)	mm (inches)
900.188.75	188.0 (7.40)	75.0 (2.95)	1.0 (0.04)	mm (inches)

SAMPLE ORDERS			
Type	Resistance value	Tolerance	Connection variants
PLR 100.61.41	100 R	10 %	
			K = 100 mm wires, PVC, UL1015, AWG20, blk
			L = solder terminal
			S = Plug-in terminal